



SCARIFIERS

Look at the Surface Preparation jobs an EDCO Scarifier can do!



Clean

- Warehouse floors
- Manufacturing facilities
- Service bays



Texture

- Prepare surfaces for better adhesion of coatings




Level

- Footpath irregularities
- Uneven joints
- Bumps
- Uneven surfaces needing repair



Groove

- Walkways
- Bridge decks
- Dairy barns
- Parking decks



Remove

- Traffic lines
- Paint
- Coatings
- Ice
- Mortar
- Delaminated surfaces
- Contaminants like dirt, black oil, and other residual oils

Any Questions? Call!

Why contractors prefer EDCO Scarifiers!

EDCO's unique Engage/Disengage Lever lets you raise or lower Cutting Drum without losing depth setting

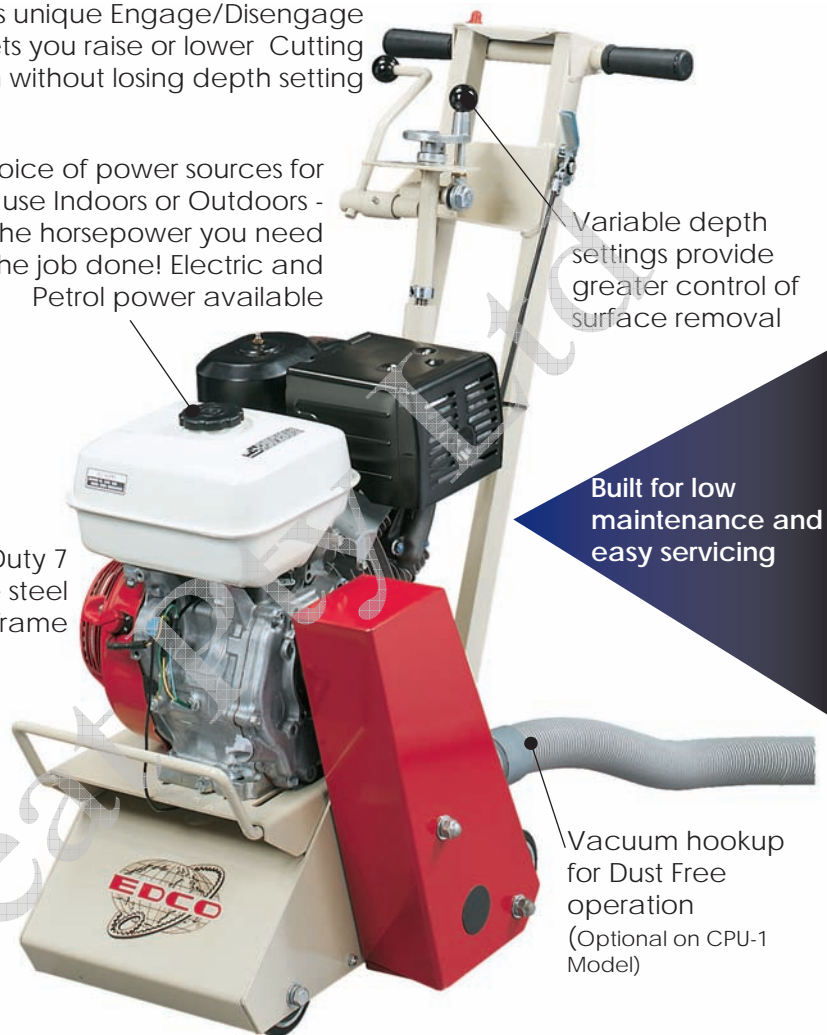
Your choice of power sources for use Indoors or Outdoors - Select the horsepower you need to get the job done! Electric and Petrol power available

Variable depth settings provide greater control of surface removal

Built for low maintenance and easy servicing


Heavy Duty 7 Gauge steel frame

Model shown is CPM-8



Vacuum hookup for Dust Free operation (Optional on CPU-1 Model)

6-Shaft drum assembly provides smoother rotation, less vibration and easier operation



Change Drums in Minutes - No Downtime!

With EDCO's quick-change drum design and spare drum assemblies, you'll be back on the job in minutes. Our six-shaft drum assembly holds more cutters per loading for added grinding action, a more uniform surface texture and fewer drum changes.

With EDCO Scarifiers, you can choose from a variety of accessories and cutters to achieve the profile, depth and speed you need for each job.

- Tungsten carbide cutters
- Diamond grooving heads
- Hardened-steel cutters

CPM - 8 SCARIFIER

Product

Part No.


Description

CPM-8 SCARIFIER



ED-79500	CPM-8 Scarifier, 240v electric, 3HP
ED-79400	CPM-8 Scarifier, 415v electric, 5HP
ED-79300	CPM-8 Scarifier, Honda Petrol, 9HP
	<ul style="list-style-type: none"> • Up to 200mm working width • Up to 3mm working depth per pass • Power source directly over drum to eliminate vibration and maximise surface contact • Compact design • Ideal for sidewalk repair, coating and traffic line removal, floor preparation and creating nonslip surfaces • Comes with cutters • 35-50 sqm/hr at 2mm depth

EDGER



	<p>EDGER</p> <ul style="list-style-type: none"> • Allows CPM-8 to work within 19mm of vertical surfaces • Allows CPM-8 to work close to the edge of platforms and road surfaces • Includes shaft assembly and guard • 2" vacuum port - drum not included
ED-C66040	Replacement drum assembly
ED-C66043	Cutter Shaft 133 x 127 D

CPM-8 DRUM



	CPM-8 DRUM
ED-65050	Replacement drum assembly
ED-20150	Cutter Shaft 216L x 12.7 Ø
ED-65054	Retaining Plate

CUTTERS



	CUTTERS
ED-12206	<p>Steel Cutter 50.0 Ø x 18 point</p> <ul style="list-style-type: none"> • Light scarifying • Coating removal
ED-20156	<p>TC Cutter 48.0 Ø x 6 point</p> <ul style="list-style-type: none"> • Fast, aggressive and most economic
ED-20155	<p>TC Cutter 48.0 Ø x 5 point</p> <ul style="list-style-type: none"> • Plain off thick membranes, coatings and glue • Can "shave" timber decks
ED-12230	Spacers for cutters

CHECK SHAFT FOR WEAR WITH EVERY RELOADING OF CUTTERS



SCARIFIER SPECIFICATION CHART

	CPM-8	CPM-10	CPU-10	CPU-10-C	CPU-12
Working Width	Variable to	Variable to	Variable to	Variable to	Variable to
Steel or Carbide Cutters	200mm	250mm	250mm	200mm	300mm
Diamond Blades	100mm	190mm	N/A	N/A	N/A
Drum Assembly	Interchangeable	Interchangeable	Permanent	Interchangeable	Permanent
Number of Cutter Shafts/Drum	6	6 or 8	4 or 6	4 or 6	4
Drum Rotation	Downcut	Downcut	Upcut	Upcut	Upcut
Working Depth (per pass)*	Adjustable to 3mm	Adjustable to 3mm	Adjustable to 5mm	Adjustable to 5mm	Adjustable to 6mm
Power Drive	Manual	Manual	Self Propelled	Self Propelled	Self Propelled
Engage/Disengage Drum Lever	Manual	Manual	Manual	Manual	Electric, Hydraulic
Depth Control	Yes	Yes	Yes	Yes	Yes
Vacuum Hookup	50mm	50mm	75mm	75mm	75mm
Power Options	9HP Petrol 3HP Electric 240v 5HP Electric 415v	13HP Petrol 7.5HP Electric 415v (5.5kw)	20HP Petrol 10HP Electric 415v	20HP Petrol 10HP Electric 415v	35HP Petrol 15HP Electric 415v
Dimensions					
Length	97cm	104cm	114cm	114cm	135cm
Width	48cm	58cm	61cm	61cm	91cm
Height	99cm	104cm	97cm	97cm	109cm
Approx. Weight	92kg	135kg	256kg	256kg	454kg

 Actual depth will depend on accessory used and hardness of surface

